



Product Compliance


[For compliance documentation, visit the product page on TE.com>](#)

EU RoHS Directive 2011/65/EU	Compliant
EU ELV Directive 2000/53/EC	Compliant
China RoHS 2 Directive MIIT Order No 32, 2016	No Restricted Materials Above Threshold
EU REACH Regulation (EC) No. 1907/2006	Current ECHA Candidate List: JUNE 2022 (224) Candidate List Declared Against: JAN 2022 (223) Does not contain REACH SVHC
Halogen Content	Low Halogen - Br, Cl, F, I < 900 ppm per homogenous material. Also BFR/CFR/PVC Free
Solder Process Capability	Not applicable for solder process capability

Product Compliance Disclaimer

This information is provided based on reasonable inquiry of our suppliers and represents our current actual knowledge based on the information they provided. This information is subject to change. The part numbers that TE has identified as EU RoHS compliant have a maximum concentration of 0.1% by weight in homogenous materials for lead, hexavalent chromium, mercury, PBB, PBDE, DBP, BBP, DEHP, DIBP, and 0.01% for cadmium, or qualify for an exemption to these limits as defined in the Annexes of Directive 2011/65/EU (RoHS2). Finished electrical and electronic equipment products will be CE marked as required by Directive 2011/65/EU. Components may not be CE marked. Additionally, the part numbers that TE has identified as EU ELV compliant have a maximum concentration of 0.1% by weight in homogenous materials for lead, hexavalent chromium, and mercury, and 0.01% for cadmium, or qualify for an exemption to these limits as defined in the Annexes of Directive 2000/53/EC (ELV). Regarding the REACH Regulation, the information TE provides on SVHC in articles for this part number is based on the latest European Chemicals Agency (ECHA) 'Guidance on requirements for substances in articles' posted at this URL: <https://echa.europa.eu/guidance-documents/guidance-on-reach>

Also in the Series | CGS HS



Automotive Housings(2)




Card Edge Connector Housings(2)



Chassis Mount Resistors(535)



FFC Connectors(1)




High Speed Backplane Connectors(11)



Plug & Socket Lighting Connector Accessories(1)




RJ45 Connectors(1)



Wire-to-Board Connector Assemblies & Housings(2)

Also in the Series | Citec 17P



PCB Headers & Receptacles(1)



Potentiometers(13)

Documents

Product Drawings

MIC PLUG HSG 17P(MK II)GREEN

English

CAD Files

Customer View Model

[ENG_CVM_172500-4_O2.2d_dxf.zip](#)

English

3D PDF

English

Customer View Model

[ENG_CVM_172500-4_O2.3d_igs.zip](#)

English

Customer View Model

[ENG_CVM_172500-4_O2.3d_stp.zip](#)

English



By downloading the CAD file I accept and agree to the [Terms and Conditions](#) of use.

Product Specifications

Multi-Interlock Mark II Connector for Wire to Board Termination

English

Product Specification

English

Product Specification

English

Multi-Interlock Mark II Connector for Wire to Wire Termination

English

Instruction Sheets

Multi Interlock Connector Mark II

English

Customer Manual (non U.S.)

English

Agency Approvals

Agency Approval Document

English